


## Monocrystalline Solar Module

VS-M96 (125)



Modules designed for residential and utility applications, rooftop or ground mount.



The latest module manufacturing technology, high power output and highest conversion efficiency.



Anti-reflective and anti soiling surface reduces power loss from dirt and dust.



Original photovoltaic Connector MC4 whigh reliability.



The module can withstand snow loads up to 5400Pa and wind loads up to 2400Pa.



High performance in low light conditions Cloudy days, sunrises and sunsets.



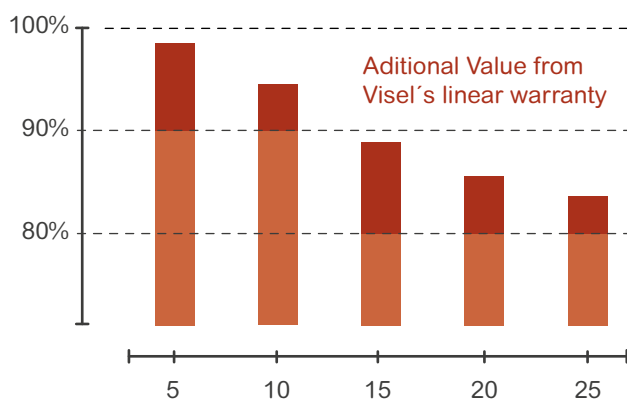
IP67 junction box for long-term weather endurance.

3Wp+

Positive power tolerance up to 3W.

## Linear Performance Warranty

10 year product warranty | 25 year line power warranty



Visel

Industry Standar

\* Warning : read the manual for installation and use before handing or installing VISEL modules.

\* The values, characteristics and parameters listed in this document are subject to change without notice.

## Product Certificates



# Monocrystalline Solar Module

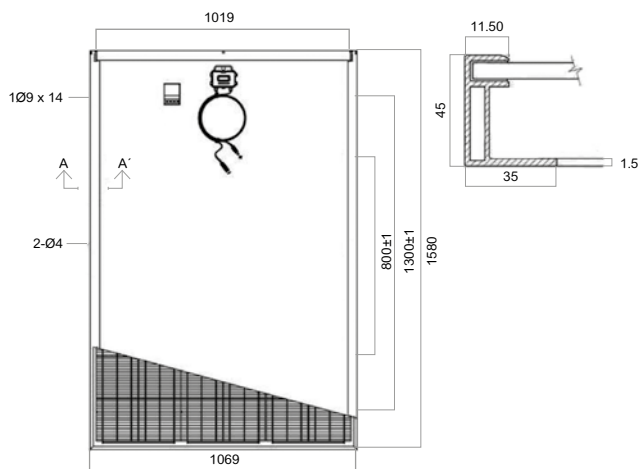
## VS-M96 (125)

### Electrical Characteristics

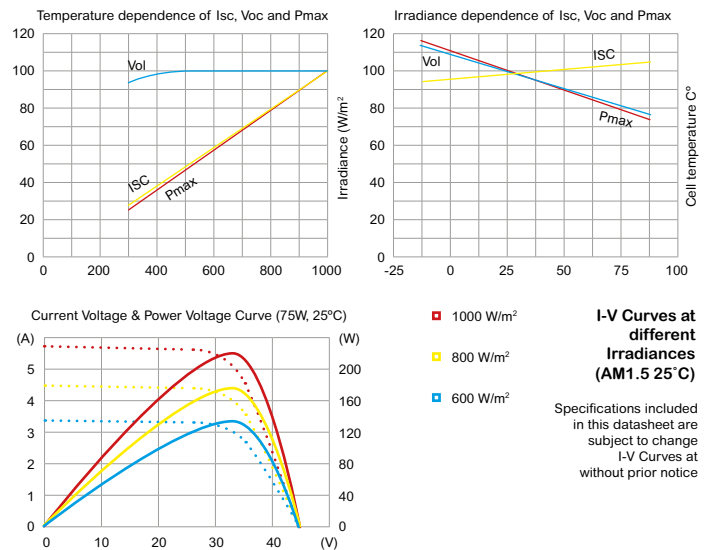
Type	VS260-M96	VS265-M96	VS270-M96	VS275-M96	VS280-M96
Max-Power Pm (W)	260	265	270	275	280
Power Tolerance (W)	0/+3%	0/+3%	0/+3%	0/+3%	0/+3%
Max-Power Voltage Vm (V)	49.91	50.29	50.76	51.03	51.29
Max-Power Current Im (A)	5.21	5.27	5.32	5.39	5.46
Short - Circuit Current Isc (A)	5.62	5.66	5.68	5.76	5.81
Open Circuit Voltage Voc (V)	60.35	60.58	60.75	60.87	61.06
Max-System Voltage (VDC)	1000	1000	1000	1000	1000
Cell Efficiency (%)	15.99	16.53	17.36	18.00	18.40
Module Efficiency (%)	14.95	15.71	16.17	17.02	17.5
Max. Series Fuse (A)	15	15	15	15	15
PM Temperature Coefficients (%/°C)	-0.450	-0.450	-0.450	-0.450	-0.450
Isc Temperature Coefficients (%/°C)	+0.0600	+0.0600	+0.0600	+0.0600	+0.0600
Voc Temperature Coefficients (%/°C)	-0.340	-0.340	-0.340	-0.340	-0.340
NOCT Nominal Operating Cell Temperature	45±2°C	45±2°C	45±2°C	45±2°C	45±2°C

All specified parameters at STC 25 °C ambient, 1000 W/m<sup>2</sup> irradiance and AM 1.5

### Mechanical Specifications



### I-V Curve



### Mechanical Characteristics

Cable Type	4mm <sup>2</sup> , TUV certified, 0.9m lenght, MC4
Junction Box	IP67, 1000VDC, TUV certify 4 by-pass diodes
Frame	Clear anodized aluminum alloy silver color
Solar Cell	96 units (8x12) in series, 125x125mm mono crystalline
Dimension (mm)	1580 x 1069 x 45
Weight (Kg)	20.0
Glass	Low-iron tempered glass, thickness 3.2mm

### Absolute Ratings

Dielectric Insulation Voltage	3000V
Operating Temperature (°C)	-40~+85
Storage Temperature (°C)	-40~+85

### Load Rating

Maximum snow load	5400Pa
Maximum wind load	2400Pa
Hail impact test	Iceball diameter 25mm at 23m/s